

Exhibitor Kit 2025



October 2-5, 2025

Table of Contents

1	To-Do Checklist.....	3
2	General information	4
2.1	Location.....	4
2.2	Show hours	4
2.3	Move-in.....	4
2.4	Move-out	4
2.5	EY Center Parking	5
2.6	Hotel Partner	5
2.7	Exhibitor Badges	5
3	Regulations	5
3.1	Insurance	5
3.2	Contest.....	6
3.3	Food and Beverage sample or sale.....	7
4	Rules and Regulations from the EY Center	8
4.1	Adhesives	8
4.2	Alcohol	8
4.3	Animals	8
4.4	Balloons	8
4.5	Battery Packs	8
4.6	Copywriting Material.....	8
4.7	Custom Broker	9
4.8	Electrical Safety Requirements	9
4.9	Electrical Safety Authority	9
4.10	Fire regulations - General	10
4.11	Flammable materials	10
5	Order forms.....	10
5.1	Floor covering	10
5.2	Booth Walls.....	10
5.3	Furniture rental, graphics, material handling and transport services.....	11
5.4	Audio-visual	11
5.5	EY Center Orders - Electrical, Parking, Water, Gas, Wi-Fi, Banner hanging and Cleaning.	11
6	Visibility	12
6.1	Online Exhibitor listing	12
6.2	QR Code	12
6.3	Stand out at the show with our Sponsorship Packages.....	12
6.4	Talk about your presence at the show	13
6.5	Personalized promo code	14
6.6	Complimentary tickets	14

1 To-Do Checklist

Please use our checklist below to make sure you have a successful and stress-free show. Call your Exhibit Consultant, Gordon or Chris, if you have any questions.

- ☐ **Step 1:** Read the exhibitor kit, including all rules and regulations
- ☐ **Step 2:** Fill out your online exhibitor listing to ensure visibility on our website, if you have not received a link, please reach out to your sales rep to resend
- ☐ **Step 3:** Take a look at our sponsorship packages and order by **September 1st**
- ☐ **Step 4:** Book your hotel by **August 29th** for preferential pricing
- ☐ **Step 5:** Review your move in/delivery time and contact jblais@expomediainc.com for any special requests
- ☐ **Step 6:** Submit your proof of Insurance by **September 1st**
- ☐ **Step 7:** Ensure you have a flooring plan for your booth space; floor covering is mandatory
- ☐ **Step 8:** For main aisle booths: hard walls are mandatory
- ☐ **Step 9:** Do you have everything you need? Submit all supplier order forms for your booth (electrical, carpet, furniture, wi-fi, parking pass, etc.) **(pay attention to individual supplier deadlines for early bird pricing)**
 - **Stronco** preferential pricing deadline – **Monday, September 8th - 11:59pm.**
 - Order online with Stronco: [click here](#)
 - Show Code: **524655855**
 - **Online portal closes on September 22nd.**
 - **Ey Center** preferential pricing deadline – **Wednesday, September 10th, 2025**
 - [EY Center's online platform](#) **portal is available as of August 1st, 2025*
- ☐ **Step 10:** Submit your contest for approval, if necessary
- ☐ **Step 11:** Promote your presence at the Ottawa Home and Garden show on social media!
- ☐ **Step 12:** Know your game plan onsite! Leads, sales, brand awareness... Have a plan and a strategy to maximize the show!

2 General information

2.1 Location

EY Centre
4899 Uplands Drive, Ottawa, ON, K1V 2N6

2.2 Show hours

DATES	TIMES
Thursday, October 2	12pm - 9pm
Friday, October 3	12pm - 9pm
Saturday, October 4	10am - 7pm
Sunday, October 5	10am - 5pm
**Please take note doors open 1h before the start of the show and close 30min after the end of the show	

2.3 Move-in

Please reach out to Julia for special requests: jblais@expomediainc.com

DATES	TIMES
Wednesday, October 1	8am - 8pm
Thursday, October 2	8am - 11am (Hand Carry Only)

Access to loading docks, bringing vehicles into the building, and complimentary forklifts will be on a first come, first serve, basis. Exhibitors can begin move-in or deliveries anytime within the above hours and may continue to work in their booth space until 11am on Thursday October 2nd.

Reminder: If exhibitors are not done setting up their booth before the show opens, or do not have carpets to cover their booth space, your booth will be draped off until these are completed.

Should you have any concerns with the scheduled move-in times or require exceptions due to your booth set-up, please contact **Julia** from Ottawa Event Management at jblais@expomediainc.com.

We thank you in advance for working with us to ensure a smooth, successful move in for the 2025 Ottawa Fall Home Show.

2.4 Move-out

DATES	TIMES
Sunday, October 5	6pm - 10pm
Monday, October 6	8am - 1pm

No tear-down will be permitted before the end of the show on Sunday, October 5th at 5pm to respect all visitors of the show. Aisle carpets will be removed right when the show closes. **Dollies and forklifts will only be allowed to circulate once the aisle carpets have been removed.**

2.5 EY Center Parking

EY Centre parking is \$10.00 per day, tax included. This option is available onsite and is a single-entry ticket.

Please use the EY Center's online portal to purchase a parking pass, which allows you to come in and out as many times as you need for the whole duration of the show. There are limited parking passes available and they are sold on a first come, first served basis.

❖ [EY Center's online platform](#) **portal is available as of August 1st 2025*

For any questions concerning your orders with the EY Center or any inquiries while using this platform please contact 613-822-8800 or eventservices@eycentre.ca.

2.6 Hotel Partner

[The Sandman Signature Ottawa Airport Hotel.](#)

Book your hotel room **before August 29th, 2025**, and receive preferential pricing.

Here are your booking options:

- **Call** the hotel directly (613-216-7263) and provide dates and group code

2509EXPOMEEXHIBITORS.

- **Email:** res_signatureyow@sandman.ca and mention the code **2509EXPOMEEXHIBITORS.**

2.7 Exhibitor Badges

You have 3 exhibitor badges included every 100sqft. Ex: If your booth space is 10' x 20' you get 6 exhibitor badges. If you think you need more, please reach out to

jblais@expomediainc.com .

3 Regulations

3.1 Insurance

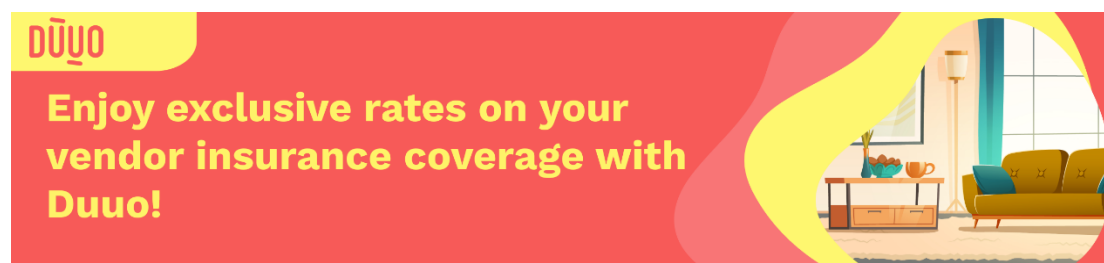
All participants are required to be insured for the duration of the show, including the move-in and move-out period as per your contract.

The following must be included in your insurance policy:

- Naming of “Ottawa Fall Home Show” and “Marketplace Events” as additional insured. The exact wording of the show name is required, and the address is 370 Guy Street, Suite 210, Montreal, QC, H3J 1S6
- The expiry date of the policy: show dates, including set-up and tear-down, must be covered (From September 30th to October 6th, 2025).
- Your full company name, as listed on your space rental contract.
- Your insurance should cover at least the following but is not restricted to:
 - Coverage of Third-Party Bodily-Injury and Property-Damage
 - Blanket Contractual Liability
 - Employees as Additional Insured
 - Contingent Employers Liability
 - Broad-Form Property Damage
 - Personal Injury Liability
 - Cross Liability/Severability of Interest Clause.
 - Products and Completed Operations Liability (\$2,000,000 sublimit)

Please have your insurer e-mail your insurance certificate to the Ottawa Home and Garden Show jblais@expomediainc.com **before September 1st, 2025**. Exhibitors who have not submitted their proof of insurance will not be allowed to move in.

Need a temporary exhibit insurance? Check out Duuo Insurance: [Click here](#) to purchase your coverage in just a few clicks!



3.2 Contest

Show Management will be strictly adhering to the guidelines for running contests and competitions as stated in the Competition Act and in the Exhibitor Manual. All contests must be approved by Show Management. Please send your contest rules & regulations and a copy of the ballot for approval to jblais@expomediainc.com prior to **September 1st, 2025**.

The following conditions must be clearly stated on the ballots (see example on next page):

- Approximate retail value of prize
- No purchase necessary
- Not redeemable for cash

- Delivery/Installation included/not included
- Information obtained from ballots is to be used in the following manner:
- Solely by the exhibitor who collected the information
- Solely for the purpose mentioned on the ballot
- Every coupon must have the following text:
- Yes, I would like to receive future information from _____ (company)

Show Management reserves the right to terminate any contest, by removing ballots and ballot boxes from the booth, if it does not comply with the competition act, or with Show Management regulations.

This policy is in effect to protect the consumers, as well as yourselves. It is in the best interest of all concerned to adhere to the Competition Act and show regulations. If you have any questions please contact: jblais@expomediainc.com.

Example of a contest ballot (Must be attached to your contest form)

Prize (detailed): Approximate retail value of prize – No purchase necessary – Not redeemable for cash – Delivery/Installation included/Not included	
First Name: _____	
Last Name: _____	
Age: _____	Phone#: _____
Email Address: _____	
<input type="checkbox"/> Yes, I would like to receive future information from (company)	

The competition act as ruled by the Government Federal State.

“Competitions and like promotions conducted by exhibitors in conjunction with their displays shall be of a clear-cut nature, and free of any obligation to the winner. The award of awards, and the terms of same, must be clearly stated on the entry/ballot form. Awards which are conditional upon the placing of an order, or which represent a credit to be applied as part of payment of an order, are not permissible”.

For more information on the Competition Act please contact the Competition Bureau at 1-800-348-5358.

3.3 Food and Beverage sample or sale

If you wish to offer or sell food and beverage sample during the show, you have to complete the authorization form from the EY Centre.

[Food and Beverage Sampling authorization from EY Centre](#)

4 Rules and Regulations from the



4.1 Adhesives

The only tapes authorized for use on exhibit hall floors are; Double stick V (2-sided tape), Rainbow (1- sided 7ml vinyl), masking tape, #618 Suretape (cloth duct tape), and/or #174 high-adhesion double-faced tape. "Stick-on" floor decals, floor signs or similar promotional items, meant as floor décor, may not be used in or about the facility unless approved by the Show management by the EY. Acceptable wall adhesives are Lepage Fun Tak or similar putty adhesive. Prohibited tapes include clear packaging tape, generic duct tape, and electrical tape on the exhibit hall floors. Heat tape or double-faced tape is prohibited on the carpets. All adhesive products must be removable without damage to the surface or building finishes. Charges will apply for all tape damage and for cleaning and removal by the facility of non-approved adhesives.

4.2 Alcohol

EY Centre is a licensed facility. All alcoholic beverages must be provided by the EY Centre. Alcoholic beverages will be served in accordance with the regulations of the Alcohol and Gaming Commission of Ontario. *** **EY Centre has a zero-tolerance policy with respect to alcohol policy infractions.** Alcohol will be seized and discarded. Exhibitors are responsible for the conduct of their staff at all times while participating in the Show, including move-in and move-out periods.

4.3 Animals

Animals or pets, except for service animals, are not permitted inside EY Centre facilities.

4.4 Balloons

Helium or lighter-than-air- balloons are prohibited inside and outside the building.

4.5 Battery Packs

No batty packs are allowed on the show floor to power booth equipment. Only devices that have inbuilt batteries will be allowed.

4.6 Copywriting Material

Each exhibitor is responsible for obtaining all necessary licenses and permits to use music, photographs or other copyrighted material in their booth or display. For more information, please visit www.socan.ca

4.7 Custom Broker

USA and Foreign Exhibitors can arrange custom clearance through Stronco. No form required please call directly 613-822-8800 x230.

4.8 Electrical Safety Requirements

Please read the following regulations carefully. Inspectors from Electrical Safety Authority will inspect your display. Each Exhibitor who displays or offers for sale any electrical equipment in the province of Ontario is subject to the requirements of the Electrical Safety Code of Ontario and compliance with these regulations is mandatory. The following requirements must be adhered to in the installation of all temporary electrical and lighting equipment or services.

1. All electrical connections, installations, assemblies, motors and any electrical operating gear must conform to all Federal, Provincial, and Municipal electrical and fire codes.
2. No battery packs are allowed on the show floor to power booth equipment. Only devices that have inbuilt batteries will be allowed.
3. All electrical fixtures, fittings, and appliances must be CSA approved.
4. Latex wire cord, duplex, and triplex plugs are not allowed.
5. Exhibitors may not store materials on or around any electrical equipment or connections of any kind.
6. Equipment that trips circuits due to overload may not be restarted until FES has found the source and corrected the problem.
7. Specialized equipment requiring company engineers and technicians may be used with prior written approval of EY Centre.
8. Wall and pillar plugs distributed around the building are for the specific use of EY Centre and their exclusive service providers and are not for the use of exhibitors. A fee will be charged if these outlets are used, or they may be disconnected at the discretion of the building and/or FES.

4.9 Electrical Safety Authority

The Ontario Electrical Safety Code is the provincial regulation that defines the minimum requirements for electrical installations and electrical products in Ontario. The Electrical Safety Authority is responsible for enforcement of the Ontario Electrical Safety Code. The Electrical Safety Authority (ESA) is authorized by provincial legislation to conduct electrical inspections at facilities in Ontario including EY Centre. Electrical inspections are required on temporary electrical installations, and all electrical equipment must be certified with a recognized standards label (i.e.: CSA monogram) before it may be used (either for display purposes or as part of a presentation.)

For more information, visit the ESA web site at www.esasafe.com or speak with our Exclusive Electrical Service Provider Freeman Electrical Services.

*** To contact an Electrical Safety Authority representative for more information or to apply for an inspection, call 1-877-ESA-SAFE.

Electrical equipment that fails to comply with the safety code requirements may be refused connection to a power source and may be ordered to be removed from the display.

4.10 Fire regulations - General

1. All parties involved with any show exhibit must comply with Federal, Provincial and Municipal building and fire codes.
2. All fire and emergency equipment located in the building may not be hidden or obstructed in any way.
3. Emergency exits and aisles must be kept clear and unobstructed.
4. All electrical equipment must be CSA or UL approved.
5. Draping, table covering, booth partitioning and carpeting used in a show must be flame-retardant material.
6. All material is subject to inspection and flame-testing at any time by the Ottawa Fire Department and/or the Building's Director of Fire Safety.
7. Plastic fabrics and other materials that are not fire retardant are prohibited.
8. Boxes, packaging and other unused exhibitor material must not be stored on top of, or around any electrical connections, fittings, or transformers.
9. Any equipment that uses open flame as part of an exhibit must be approved in writing by Show Management and the EY Centre.

4.11 Flammable materials

No flammable material will be allowed in any part of the EY Centre and no goods or materials that conflict with the rules of the Ottawa Fire Department, or any relevant governmental authority may be exhibited or brought into the building. Only non-flammable or flame-retardant treated materials can be used for table skirting, exhibit drapes, or decoration

5 Order forms

5.1 Floor covering

Floor covering (same size as your booth) is mandatory for your booth. It could be carpets, tiles, turf, etc. and it must be the same size as your booth space. If you don't have any, you can rent it with **Stronco**, our official supplier for furniture, carpets and more:

SUPPLIERS	PREFERENTIAL PRICING DEADLINE	ORDER ONLINE	SHOW CODE
STRONCO	Monday, September 8 – 11:59pm.	click here	524655855

5.2 Booth Walls

Black partitions are provided by the Show Management except if you are located on the main aisle. Rigid walls are mandatory for booths located on the main aisle. You can rent rigid walls or custom booths with Stronco (see order form below). If your walls are higher than 8', they must be finished on both sides. No publicity is allowed on the back side. Any

walls higher than 12' have to be approved by the show management (please contact jblais@expomediainc.com).

SUPPLIERS	PREFERENTIAL PRICING DEADLINE	ORDER ONLINE	SHOW CODE
STRONCO	Monday, September 8 – 11:59pm.	click here	524655855

For any questions concerning your orders with the STRONCO or any inquiries while using this platform please contact: 1-800-665-2621 or via email at communications@stronco.com.

5.3 Furniture rental, graphics, material handling and transport services

Please use the following forms to order furniture, signs & graphics, or transportation and early receipt from Stronco, the official show decorator.

SUPPLIERS	PREFERENTIAL PRICING DEADLINE	ORDER ONLINE	SHOW CODE
STRONCO	Monday, September 8 – 11:59pm.	click here	524655855

For any questions concerning your orders with the STRONCO or any inquiries while using this platform please contact: 1-800-665-2621 or via email at communications@stronco.com.

5.4 Audio-visual

If you wish to rent audio-visual equipment or services for your booth, you may use our official Audio-Visual supplier, AV-Canada. Please contact gene.h@av-canada.com.

SUPPLIERS	PREFERENTIAL PRICING DEADLINE	CONTACT	SHOW CODE
AV-Canada	Wednesday, September 10- 11:59pm.	gene.h@av-canada.com	OFHS25

5.5 EY Center Orders - Electrical, Parking, Water, Gas, Wi-Fi, Banner hanging and Cleaning.

The EY Center is the supplier for the following services. Please use [the EY Center's online platform](#) to place your orders if you need any of the following for the show (*portal is available as of **August 1st 2025**):

- Electricity orders
 - Please note that your booth does not come with electrical. **You must order electricity if needed.**
- Water and natural gas connections
- Internet / WiFi
- Booth cleaning
- Banner hanging

- There is a visibility fee of \$500 for banner hanging from the ceiling. If you wish to purchase this visibility, please contact show management at jblais@expomediainc.com. Once approved by show management, you may order your ceiling banner hanging services from the EY Center.

SUPPLIERS	PREFERENTIAL PRICING DEADLINE	ORDER ONLINE	SHOW CODE
EY Center	Wednesday, September 10, 2025	click here <i>*portal is available as of August 1st 2025</i>	OFHS25

For any questions concerning your orders with the EY Center or any inquiries while using this platform please contact 613-822-8800 or eventservices@eycentre.ca.

6 Visibility

6.1 Online Exhibitor listing

Your basic listing will be uploaded to the website when you book your booth. Within 24 hours you will receive an automated email to enhance your listing. This link can be used multiple times and you can make updates and changes to your listing until ONE day after the show commences. If you have any questions regarding the online exhibitor listing or do not receive the link, please email jblais@expomediainc.com

Need help with your listing? View the tutorial video - <https://youtu.be/ecSxq1oKuYg> and the [FAQs](#)

6.2 QR Code

Each exhibitor will be provided with a unique QR code, located in the aisle in front of your booth, and every scan allows attendees to save your information. Attendees who provide us with their email address will receive an email with information about the companies they selected, and after the show, you will receive these leads. We will also let you know how many total scans you received!

6.3 Stand out at the show with our Sponsorship Packages

We offer three levels of sponsorship packages, Gold, Silver and Bronze. If you wish to tailor a sponsorship package to your specific goals, please reach out to the team at jblais@expomediainc.com before **September 1st 2025**

GOLD - 3 AVAILABLE

- Recognition as Gold Sponsor on our sponsors section of the website
- Logo inclusion on our floor plan as official show sponsor and in our Show Guide

distributed to visitors onsite

- Onsite floor decals directing people to your booth (3x)
- Two social media mentions
- Logo inclusion in five (5) pre-show communications sent to 44,000 targeted readers

Investment \$1,750

SILVER - 5 AVAILABLE

- Recognition as Silver Sponsor on our sponsors section of the website
- Logo inclusion on our floor plan and in our Show Guide distributed to visitors onsite
- Onsite floor decals directing people to your booth (3x)
- Logo inclusion in five (5) pre-show communications sent to over 44,000 targeted readers

Investment \$1,250

BRONZE - 10 AVAILABLE

- Recognition as Bronze Sponsor on our sponsors section of the website
- Logo inclusion on our floor plan onsite and in our Show Guide distributed to visitors onsite
- Logo inclusion in five (5) pre-show e-blasts sent to 44,000 targeted readers

Investment \$1,000

A la Carte Options:

Entrance Distribution (4 available / day)

- Self Served by Visitors - \$500 / day
- Including Stuffing in bags by our staff members - \$850 / day
- Your own staff handing out at the entrance - \$750 / day

Floor decals with your company logo and booth number (5 available)




- 3 for \$450
- 5 for \$600

Main Aisle 3.2' x 8' sign (production, printing & install included)

- 1 for \$1,000
- 2 for \$1,700

Rotating Big Box Website Banner - \$2000

6.4 Talk about your presence at the show

You can tag us on    @ottawahomeshows using the hashtag **#OttawaHomeShow** **#OFHS25**. Post pictures of your booth and announce onsite contests/discounts!

Contact jblais@expomediainc.com if you need our logo for your content creation.

6.5 Personalized promo code

Offer your clients a discount on show tickets with your own personalized promo code.

Contact jblais@expomediainc.com to receive your promo code today!

6.6 Complimentary tickets

Each exhibitor will receive 20 complimentary tickets to the show to invite their prospects, customers and friends. Many exhibitors use these for social media contests (a suggested fun use for you to promote your presence at the show).

If you wish to receive more tickets, please contact jblais@expomediainc.com